



Dedham Public Schools

Home of America's first tax supported, free public school

Spring 2011 MCAS Results

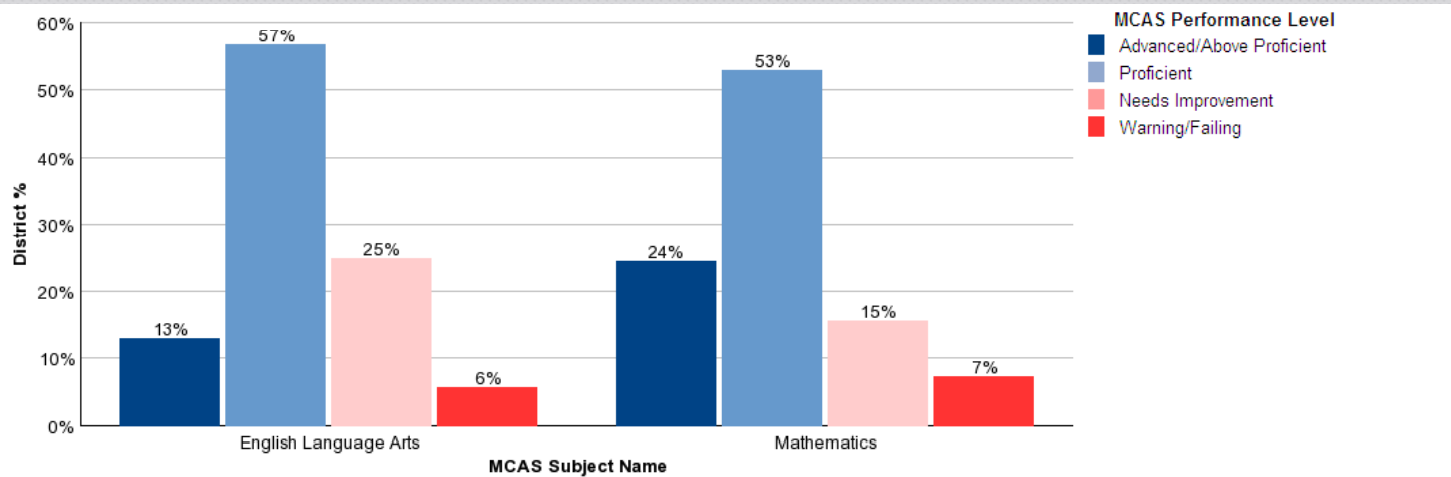


Dedham Elementary Schools



2011 Grade 3

English Language Arts and Math



MCAS Subject Name	MCAS Performance Level	District #	District %	State %
English Language Arts	Advanced	30	13%	11%
	Proficient	132	57%	50%
	Needs Improvement	58	25%	30%
	Warning	13	6%	9%
English Language Arts		233		
Mathematics	Advanced	57	24%	14%
	Proficient	123	53%	52%
	Needs Improvement	36	15%	25%
	Warning	17	7%	10%
Mathematics		233		

MCAS results are suppressed (-) for cohort counts fewer than 10. Suppressed cohorts are not rendered in charts.

October enrollment filter is applied to the District results only. State results include On or After Oct. 1.

Grade 3 English Language Arts

GRADE 03 - ENGLISH LANGUAGE ARTS				
PERFORMANCE LEVEL	2008	2009	2010	2011
ADVANCED	23	20	13	21
PROFICIENT	18	37	68	50
NEEDS IMPROVEMENT	55	29	20	21
WARNING	5	15	0	8

Avery School

GRADE 03 - ENGLISH LANGUAGE ARTS				
PERFORMANCE LEVEL	2008	2009	2010	2011
ADVANCED	19	29	22	14
PROFICIENT	55	53	48	61
NEEDS IMPROVEMENT	23	18	24	22
WARNING	3	0	5	3

Greenlodge School

GRADE 03 - ENGLISH LANGUAGE ARTS				
PERFORMANCE LEVEL	2008	2009	2010	2011
ADVANCED	13	12	11	8
PROFICIENT	51	57	59	72
NEEDS IMPROVEMENT	31	26	29	20
WARNING	6	6	1	0

Oakdale School

GRADE 03 - ENGLISH LANGUAGE ARTS				
PERFORMANCE LEVEL	2008	2009	2010	2011
ADVANCED	13	16	13	9
PROFICIENT	48	41	53	37
NEEDS IMPROVEMENT	35	27	25	40
WARNING	4	16	9	14

Riverdale School

Grade 3 Mathematics

GRADE 03 - MATHEMATICS				
PERFORMANCE LEVEL	2008	2009	2010	2011
ADVANCED	27	12	25	24
PROFICIENT	25	46	48	55
NEEDS IMPROVEMENT	41	29	23	11
WARNING	7	12	5	11

Avery School

GRADE 03 - MATHEMATICS				
PERFORMANCE LEVEL	2008	2009	2010	2011
ADVANCED	36	27	28	39
PROFICIENT	39	55	55	41
NEEDS IMPROVEMENT	21	12	12	18
WARNING	3	6	5	1

Greenlodge School

GRADE 03 - MATHEMATICS				
PERFORMANCE LEVEL	2008	2009	2010	2011
ADVANCED	20	19	31	17
PROFICIENT	41	49	44	66
NEEDS IMPROVEMENT	25	21	23	11
WARNING	14	11	1	6

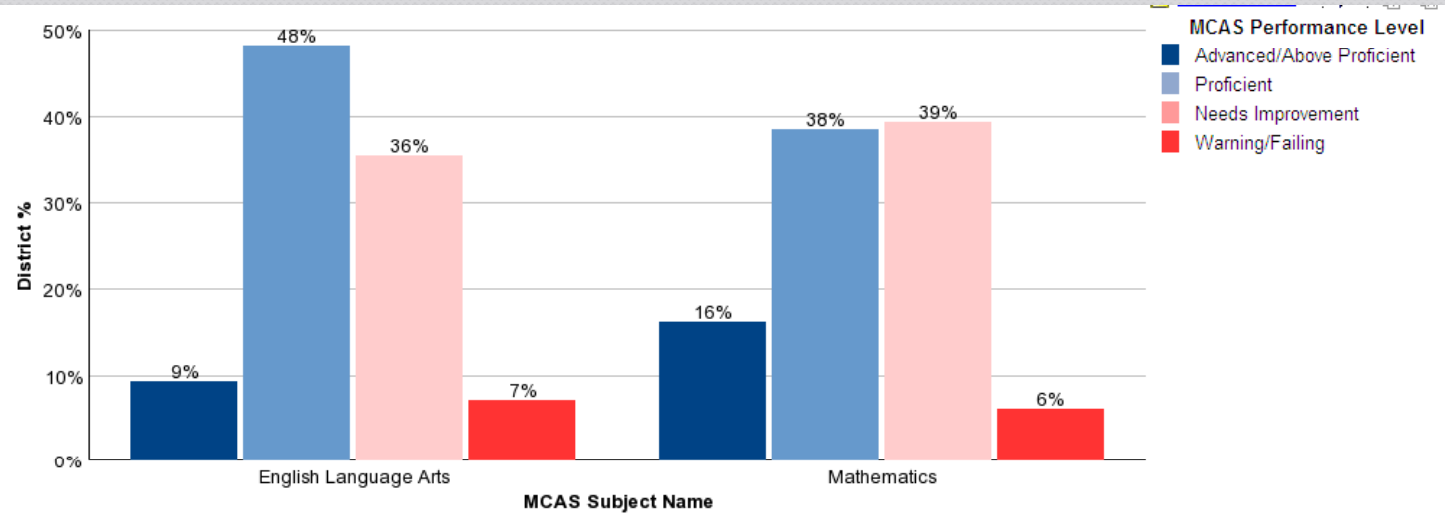
Oakdale School

GRADE 03 - MATHEMATICS				
PERFORMANCE LEVEL	2008	2009	2010	2011
ADVANCED	19	24	30	14
PROFICIENT	55	41	42	53
NEEDS IMPROVEMENT	17	27	21	21
WARNING	9	8	8	12

Riverdale School

2011 Grade 4

English Language Arts and Math



MCAS Subject Name	MCAS Performance Level	District #	District %	State %
English Language Arts	Advanced	21	9%	10%
	Proficient	110	48%	43%
	Needs Improvement	81	36%	35%
	Warning	16	7%	12%
English Language Arts		228		
Mathematics	Advanced	37	16%	15%
	Proficient	88	38%	32%
	Needs Improvement	90	39%	42%
	Warning	14	6%	11%
Mathematics		229		

MCAS results are suppressed (-) for cohort counts fewer than 10. Suppressed cohorts are not rendered in charts.

October enrollment filter is applied to the District results only. State results include On or After Oct. 1.

Grade 4 English Language Arts

GRADE 04 - ENGLISH LANGUAGE ARTS				
PERFORMANCE LEVEL	2008	2009	2010	2011
ADVANCED	11	14	3	5
PROFICIENT	40	43	40	51
NEEDS IMPROVEMENT	28	39	45	35
WARNING	21	4	13	9

Avery School

GRADE 04 - ENGLISH LANGUAGE ARTS				
PERFORMANCE LEVEL	2008	2009	2010	2011
ADVANCED	6	3	21	9
PROFICIENT	53	52	55	42
NEEDS IMPROVEMENT	37	39	19	42
WARNING	4	6	6	7

Greenlodge School

GRADE 04 - ENGLISH LANGUAGE ARTS				
PERFORMANCE LEVEL	2008	2009	2010	2011
ADVANCED	1	11	4	6
PROFICIENT	37	58	46	57
NEEDS IMPROVEMENT	53	31	49	34
WARNING	8	0	1	3

Oakdale School

GRADE 04 - ENGLISH LANGUAGE ARTS				
PERFORMANCE LEVEL	2008	2009	2010	2011
ADVANCED	12	8	8	20
PROFICIENT	35	61	33	36
NEEDS IMPROVEMENT	49	29	50	34
WARNING	5	2	8	10

Riverdale School

Grade 4 Mathematics

GRADE 04 - MATHEMATICS				
PERFORMANCE LEVEL	2008	2009	2010	2011
ADVANCED	4	16	13	11
PROFICIENT	19	31	18	48
NEEDS IMPROVEMENT	55	49	53	34
WARNING	21	4	18	7

Avery School

GRADE 04 - MATHEMATICS				
PERFORMANCE LEVEL	2008	2009	2010	2011
ADVANCED	10	8	25	9
PROFICIENT	55	38	45	39
NEEDS IMPROVEMENT	31	48	28	49
WARNING	4	6	2	4

Greenlodge School

GRADE 04 - MATHEMATICS				
PERFORMANCE LEVEL	2008	2009	2010	2011
ADVANCED	12	18	11	27
PROFICIENT	24	37	37	27
NEEDS IMPROVEMENT	54	40	44	41
WARNING	9	5	7	4

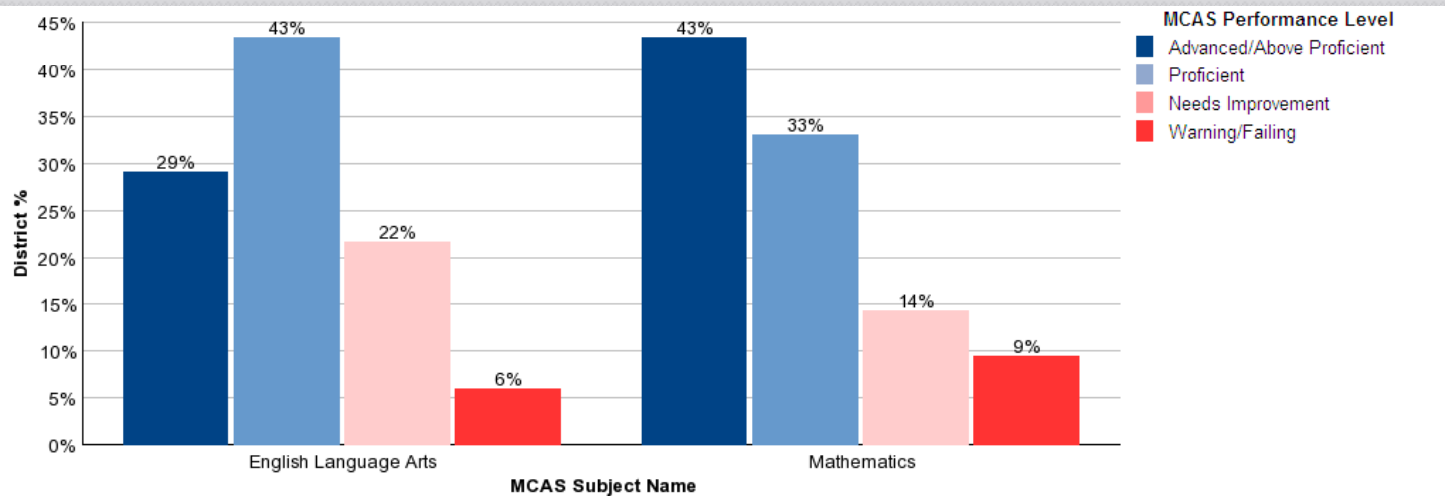
Oakdale School

GRADE 04 - MATHEMATICS				
PERFORMANCE LEVEL	2008	2009	2010	2011
ADVANCED	26	10	11	16
PROFICIENT	28	39	31	44
NEEDS IMPROVEMENT	44	45	47	32
WARNING	2	6	11	8

Riverdale School

2011 Grade 5

English Language Arts and Math



MCAS Subject Name	MCAS Performance Level	District #	District %	State %
English Language Arts	Advanced	59	29%	17%
	Proficient	88	43%	50%
	Needs Improvement	44	22%	24%
	Warning	12	6%	9%
English Language Arts		203		
Mathematics	Advanced	88	43%	25%
	Proficient	67	33%	34%
	Needs Improvement	29	14%	26%
	Warning	19	9%	15%
Mathematics		203		

MCAS results are suppressed (-) for cohort counts fewer than 10. Suppressed cohorts are not rendered in charts.

October enrollment filter is applied to the District results only. State results include On or After Oct. 1.

Grade 5 English Language Arts

GRADE 05 - ENGLISH LANGUAGE ARTS				
PERFORMANCE LEVEL	2008	2009	2010	2011
ADVANCED	16	9	12	3
PROFICIENT	44	47	52	35
NEEDS IMPROVEMENT	32	29	28	50
WARNING	8	16	8	12

Avery School

GRADE 05 - ENGLISH LANGUAGE ARTS				
PERFORMANCE LEVEL	2008	2009	2010	2011
ADVANCED	11	15	19	44
PROFICIENT	70	50	52	38
NEEDS IMPROVEMENT	17	31	28	16
WARNING	2	4	2	2

Greenlodge School

GRADE 05 - ENGLISH LANGUAGE ARTS				
PERFORMANCE LEVEL	2008	2009	2010	2011
ADVANCED	35	21	48	34
PROFICIENT	48	60	40	54
NEEDS IMPROVEMENT	15	16	12	11
WARNING	1	3	0	1

Oakdale School

GRADE 05 - ENGLISH LANGUAGE ARTS				
PERFORMANCE LEVEL	2008	2009	2010	2011
ADVANCED	37	30	39	29
PROFICIENT	53	58	35	38
NEEDS IMPROVEMENT	11	12	22	24
WARNING	0	0	4	9

Riverdale School

Grade 5 Mathematics

GRADE 05 - MATHEMATICS				
PERFORMANCE LEVEL	2008	2009	2010	2011
ADVANCED	14	2	22	24
PROFICIENT	34	33	36	32
NEEDS IMPROVEMENT	36	42	28	26
WARNING	16	22	14	18

Avery School

GRADE 05 - MATHEMATICS				
PERFORMANCE LEVEL	2008	2009	2010	2011
ADVANCED	26	26	22	58
PROFICIENT	37	39	45	24
NEEDS IMPROVEMENT	35	28	30	13
WARNING	2	7	3	5

Greenlodge School

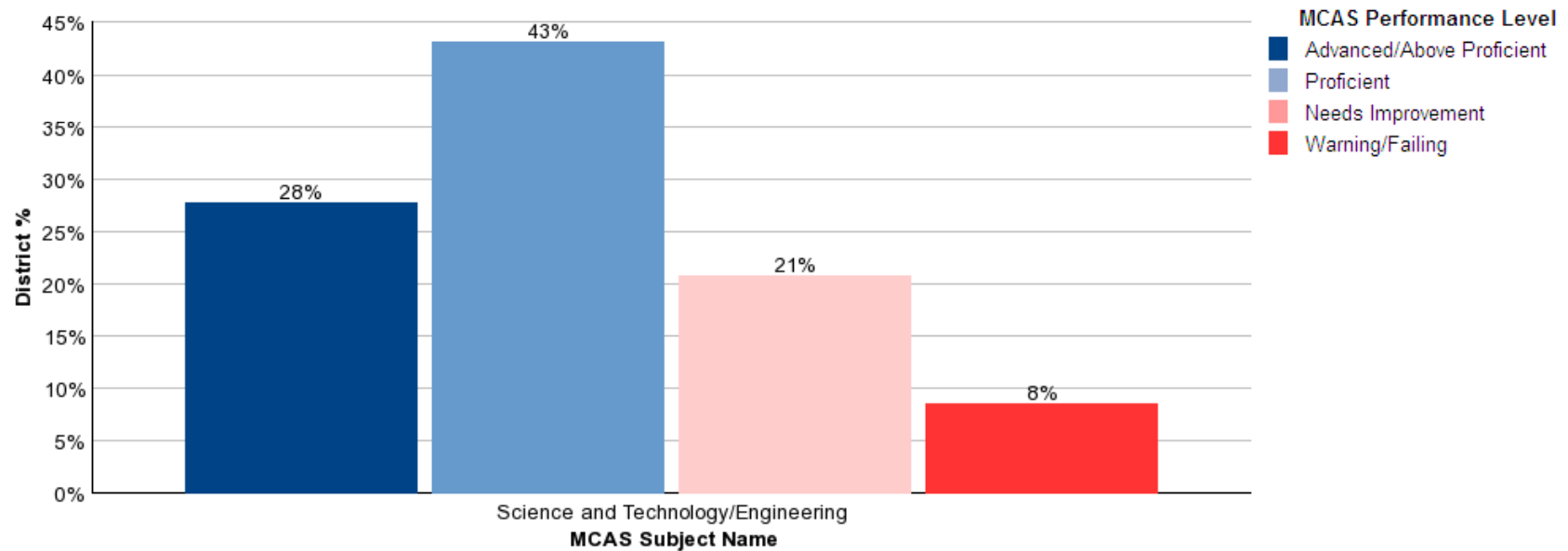
GRADE 05 - MATHEMATICS				
PERFORMANCE LEVEL	2008	2009	2010	2011
ADVANCED	35	32	42	48
PROFICIENT	38	41	45	39
NEEDS IMPROVEMENT	20	21	13	8
WARNING	7	5	0	4

Oakdale School

GRADE 05 - MATHEMATICS				
PERFORMANCE LEVEL	2008	2009	2010	2011
ADVANCED	45	43	31	41
PROFICIENT	45	43	37	41
NEEDS IMPROVEMENT	11	14	22	9
WARNING	0	0	10	9

Riverdale School

2011 Grade 5 Science & Technology



MCAS Subject Name	MCAS Performance Level	District #	District %	State %
Science and Technology/Engineering	Advanced	56	28%	14%
	Proficient	87	43%	36%
	Needs Improvement	42	21%	36%
	Warning	17	8%	15%
Science and Technology/Engineering		202		

MCAS results are suppressed (-) for cohort counts fewer than 10. Suppressed cohorts are not rendered in charts.

October enrollment filter is applied to the District results only. State results include On or After Oct. 1.

Grade 5 Science & Technology

GRADE 05 - SCIENCE AND TECH/ENG				
PERFORMANCE LEVEL	2008	2009	2010	2011
ADVANCED	8	9	8	12
PROFICIENT	16	31	32	32
NEEDS IMPROVEMENT	58	38	50	41
WARNING	18	22	10	15

Avery School

GRADE 05 - SCIENCE AND TECH/ENG				
PERFORMANCE LEVEL	2008	2009	2010	2011
ADVANCED	22	30	17	20
PROFICIENT	46	37	52	55
NEEDS IMPROVEMENT	28	33	30	22
WARNING	4	0	2	4

Greenlodge School

GRADE 05 - SCIENCE AND TECH/ENG				
PERFORMANCE LEVEL	2008	2009	2010	2011
ADVANCED	38	52	43	46
PROFICIENT	44	36	49	45
NEEDS IMPROVEMENT	18	12	7	7
WARNING	0	0	0	1

Oakdale School

GRADE 05 - SCIENCE AND TECH/ENG				
PERFORMANCE LEVEL	2008	2009	2010	2011
ADVANCED	45	39	22	24
PROFICIENT	26	43	41	36
NEEDS IMPROVEMENT	29	18	31	21
WARNING	0	0	6	18

Riverdale School



Elementary Action Plan

- Adoption and implementation of the research-based *Treasures Reading Program* district-wide in Grades 1-3
- Leveled reading groups taught by grade level teachers, reading specialists and special educators in all 4th and 5th grade classrooms



Elementary Action Plan

- After school support program providing identified students with additional instruction in study skills, test taking strategies, and writing answers to open response and short answer questions
- Detailed analysis of all MCAS data followed by targeted professional development to provide teachers and specialists with specific focus areas for improvement



Elementary Action Plan

- Reinstatement of full-time Library Media Specialists in **each elementary school** to support the integration of literacy and technology skills.
- Continued use of Acuity for math to identify levels of proficiency for all students, analyze instructional inconsistencies and plan targeted interventions. Acuity data is presented to parents.



Elementary Action Plan

- Introduction of Acuity for ELA providing student-specific data on the language and reading skills tested on MCAS. Acuity data is presented to parents.