






## Accessing FASTT Math Using Webnetwork

<p><b>Access FASTT Math:</b></p>	<p>URL: <a href="http://cloud.dedham.k12.ma.us">http://cloud.dedham.k12.ma.us</a></p>
<p><b>Network Username and Password:</b></p>	<p>At the login screen, students will use their Dedham Network username and password. This is the username and password they should use when they first sit down to use any of the computers in the school.</p> 
<p><b>Entering FASTT Math:</b></p>	<p>To enter FASTT Math, choose one of the two icons on your desktop:</p> <div style="display: flex; justify-content: space-around; align-items: flex-start;"> <div style="text-align: center;">  <p>Please use the Firefox browser if you have it. If Firefox needs to be downloaded, visit <a href="http://www.foxfire.com">http://www.foxfire.com</a>. It is a free download. This icon should also work with Safari and Chrome browsers but doesn't work well with Internet Explorer. Firefox is the recommended browser.</p> </div> <div style="text-align: center;">  </div> </div> <div style="display: flex; justify-content: space-around; align-items: flex-start; margin-top: 20px;"> <div style="text-align: center;">  <p>Use this icon when using Internet Explorer.</p> </div> <div style="text-align: center;">  </div> </div> <p><i>Note:</i> FASTT Math can also be accessed from the webnetwork icon at the bottom left corner of your page.</p> 
<p><b>Flash Player:</b></p>	<p>FASTT Math requires Flash Player to be installed. To install Flash, either click on the Flash Player icon:</p>   <p>Or access the URL: <a href="http://get.adobe.com/flashplayer/">http://get.adobe.com/flashplayer/</a> and choose: </p> <p>Test if Flash Player is installed: <a href="http://www.adobe.com/software/flash/about/">http://www.adobe.com/software/flash/about/</a></p> <p><i>Potential Glitch:</i> There seems to be a small glitch with the remote access, Internet Explorer and Flash Player. If you test Flash Player and it works with the link above try refreshing the all black screen with the "Get Adobe Flash Player" icon. You can do this by clicking on the black part of the screen and pressing the refresh button, or pressing F5, or by pressing the back button and then the forward button.</p>
<p><b>FASTT Math Login:</b></p>	<p>Once FASTT Math software has been accessed, students will use their FASTT Math login (username and password) to enter the software. The username should be the same as their network login (firstname.lastname) but the password will likely be different.</p> 